

Barrier Free Shower Pan

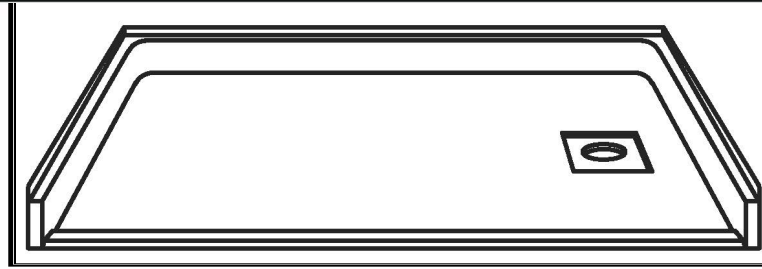
The shower pan shall be HH-RBXP6032-WH L-R right or left drain. Finished surface shall be of a sanitary-grade applied acrylic.

The unit has outside dimensions of 60" x 31 7/8" x 6".

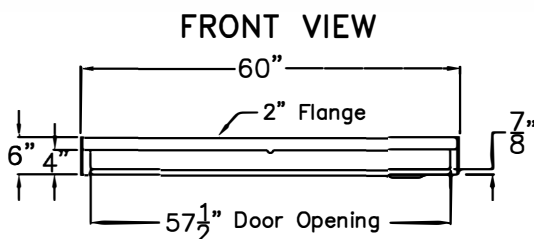
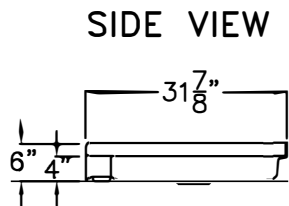
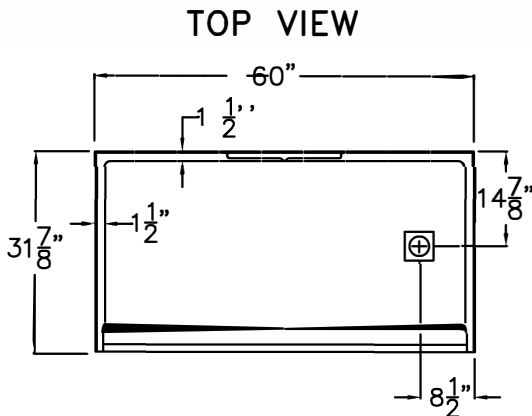
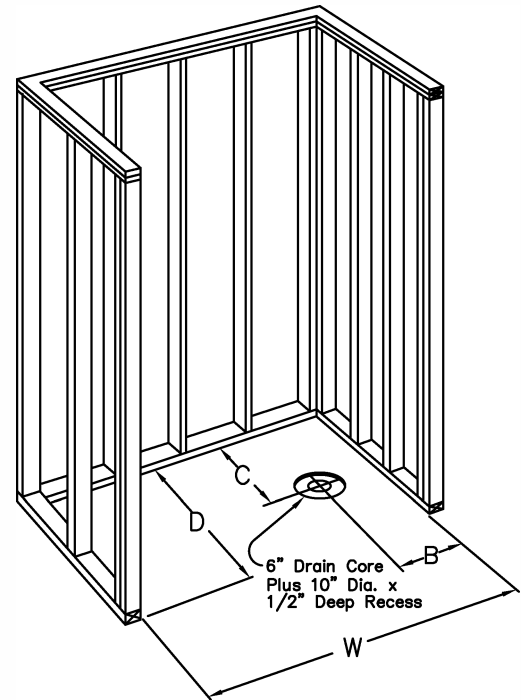
The shower pan shall meet CSA B45.5, IAPMO Z 124 and UPC.

The enclosure shall be equipped with the following accessories:

- 1) Low entry 7/8" threshold,
- 2) Slip resistant surface on the floor,
- 3) Right or left hand drain location,
- 4) PVC caulkless drain with square stainless steel strainer plate,
- 5) Factory installed ArmorCore Easy Base.

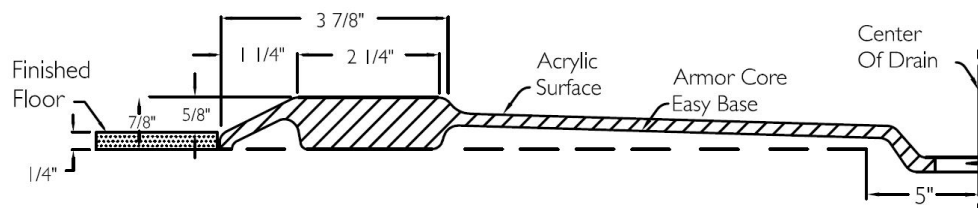


Framing Diagram



W	B	C	D
60 1/8"	8 9/16"	14 7/8"	31 7/8"

CROSS SECTION OF THRESHOLD



ORDER ENTRY BY FAX 888.802.8186 OR EMAIL orders@healthathomeinc.com

Office 704.960.0148 or 980.900.2845 www.healthathomeinc.com

Products that enhance safety, vitality, & longevity at home.